



Dental Group

Temporary abutment User Guide 3Shape





DISCLAIMER

All trademarks and other distinctive signs, designs, patents, text, photographs, graphics or other creations of IPD are the exclusive property of Implant Protesis Dental 2004 S.L. and are duly protected by legislation on intellectual property. Therefore, any use, reproduction or other form of exploitation of the exclusive rights of IPD requires prior written consent.

All other trademarks mentioned are property of their respective owners and neither them nor the trademarks are associated to Implant Protesis Dental 2004 SL.

The use of IPD products must be in accordance with IPD's instructions to ensure compliance with all procedures involved in the use of the product and in accordance with generally accepted good dental practice.



Introduction



Library selection

Interactive
show





Temporary abutment

Discover the new temporary abutment library

- Optimized library for temporary restorations
- Integration with IPD digital workflow and Scan Body
- 3 cementation heights availables






Temporary abutment



Digital workflow integration

Our new temporary abutment library is integrated in the IPD digital workflow, using our Scan Body for intraoral or laboratory scanning, and the digital analog for 3D models.





Temporary abutment

Different heights


The library has 3 different cementation heights to select the most appropriate in each case. The temporary abutment will be cut (if necessary) to the same height selected in the library.



High



Mid



Low



Library

The library selection is organized by brand and connection. Finally, the corresponding Scan Body and cementation height are selected.

Abutment

Zirkon

Category: IPD Temporary Abutments

System: (IPD Temporary) ZIM Screw Vent

Kit: (IPD Temporary) ZIM Screw Vent
(IPD Temporary) ZIM Swissplus
(IPD Temporary) ZIM Eztetic

Abutment

Zirkon

Category: IPD Temporary Abutments

System: (IPD Temporary) ZIM Screw Ven

Kit: IPD/FA-SN-00 (HIGH)
IPD/FA-SN-02 (HIGH)
IPD/FA-SN-02 (MID)
IPD/FA-SN-02 (LOW)
IPD/FA-SR-00 (HIGH)
IPD/FA-SR-00 (MID)
IPD/FA-SR-00 (LOW)
IPD/FA-SR-01 (HIGH)
IPD/FA-SR-01 (MID)

Misc

Segmentation

Screw Retained Crown 12

Align implant scan flags

Annotations

Alignment Info

Select and move points on model if necessary

Scan Flag

Implant category: All items

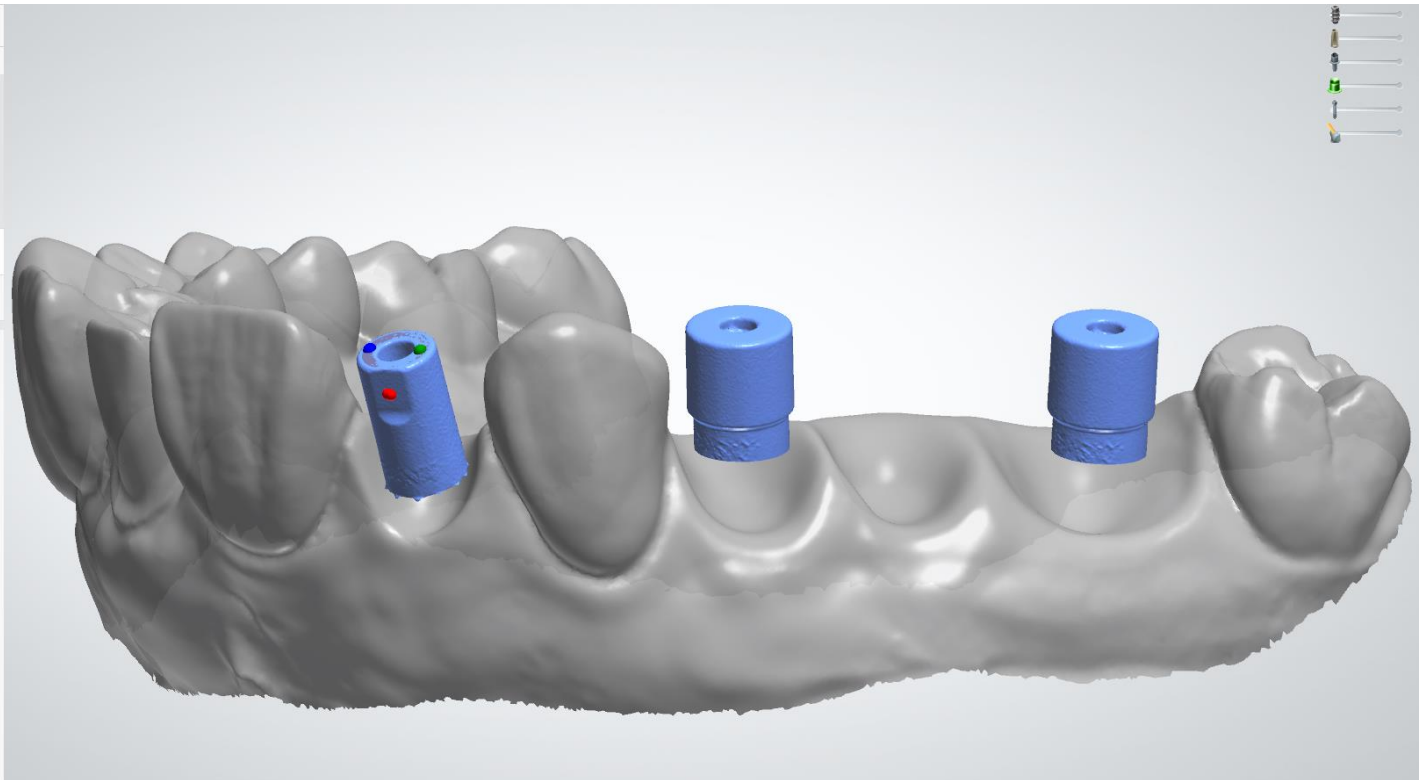
Implant system: (IPD Temporary) ZIM Screw Vent

Implant kit: IPD/FA-SN-00 (HIGH)

Scan Flag: 0T3 SP

Global Coordinate system


Global Implant Connection ID





Library

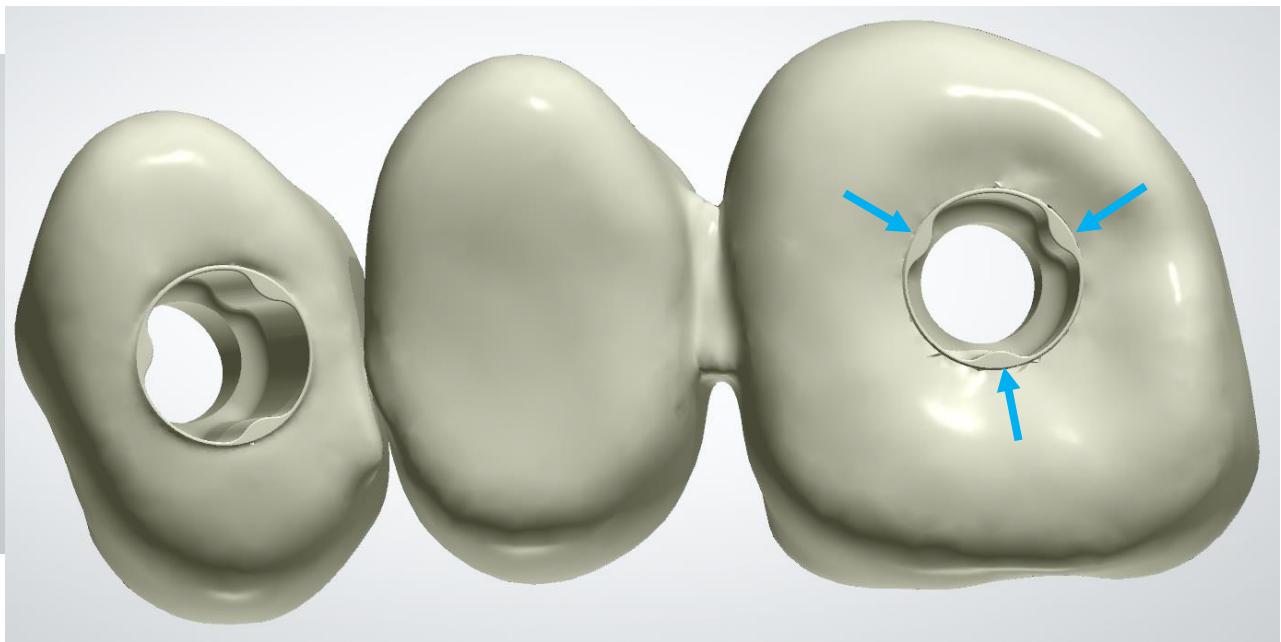
Once selected, the software will load the library to continue with the usual design process for implant frameworks.





Library

When the design is done, .STL files are generated for production. The library is designed with the necessary supports for the correct seating of the crown/bridge on the temporary abutment.





For internal use only. Do not distribute

